




THE DINOSAUR THAT POOPED

WORLD
BOOK
DAY

5 MARCH 2015

SPECIAL EDITION
ACTIVITY PACK

The Pooping Dinosaur is delighted to be supporting World Book Day this year! Use the space below to write your own story for World Book Day. You could write about a day in the life of the Pooping Dinosaur. What do you think he might get up to on World Book Day? What might he eat? Where might he go?



Danny wants *everything* for Christmas.
But what he gets is a dinosaur, a very hungry dinosaur.

Danny's new dino eats up all of Christmas, but as we all know, what goes in must come out . . .

Danny is about to have the most EXPLOSIVE Christmas of his life!

There's poop, presents and prehistoric creatures in this festive feast!

Danny and Dinosaur are back, and this time they are going to space!

But when Danny realises he's forgotten Dino's lunch box, the very hungry dinosaur eats everything in sight, including their only way home: the rocket!

How will Dino get them back home?



Danny and Dinosaur fly back through history on a time-travelling swing! There's a rumbling sound and this time it's not Dinosaur's tummy: it's a volcano about to erupt!

Can Dinosaur poop them all out of the past?



POOP PAIRS CARD GAME

Instructions:

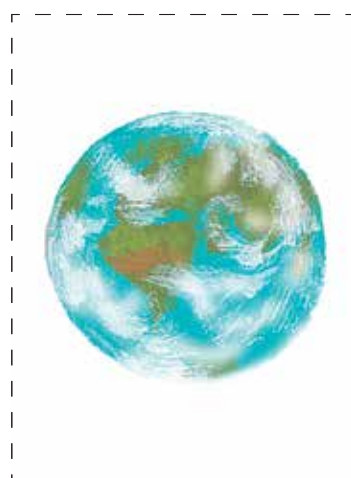
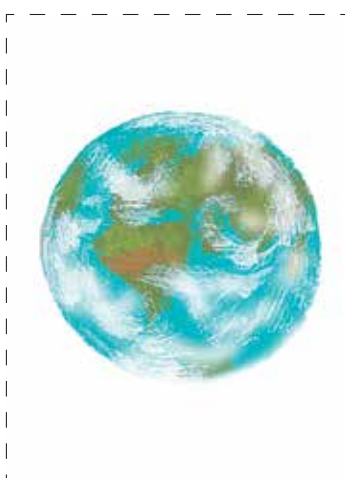

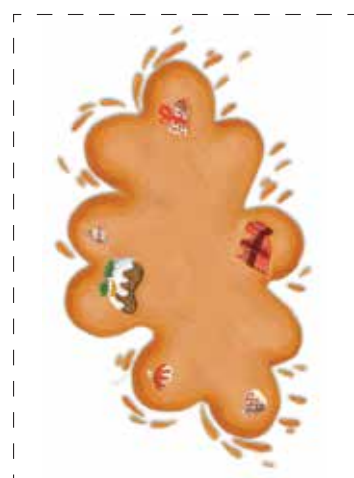


- Ask an adult to help you cut out the cards. If you want to use them more than once, you can stick each shape onto some cardboard.
- Shuffle the cards so they are all mixed up.
- Lay the cards face-down in rows of three.
- Each player takes turn flipping two cards face-up. If you get two matching cards, you win those two cards.
- If the cards are not the same, they are turned facedown again and it become the next players turn to pick two cards.
- The game continues until all the cards are gone. The winner is the player with the most pairs.

Happy Playing!





THE DINOSAUR THAT POOPED






The Pooping Dinosaur is delighted to be supporting World Book Day this year with his very own, special edition World Book Day book! Use the space below to write your own story for World Book Day. You could write about a day in the life of the Pooping Dinosaur. What do you think he might get up to on World Book Day? Where might he eat? Where might he go?

A large rectangular area with a dashed border, containing ten horizontal lines for writing a story.



THE DINOSAUR THAT POOPED

STICK THE POOP ON THE DINOSAUR!





THE DINOSAUR THAT POOPED

STICK THE POOP ON THE DINOSAUR!



What you need:

Scissors
Blue tac
Blind fold (a scarf will do!)
An adult!



What to do:

1. Cut out Dinosaur's poop at the bottom of the page.
2. Stick some blue tac on the back
3. Next, get an adult to tie a blind fold over your eyes - no peeking!
4. Try to stick some poop on Dinosaur!
10 points if you get it on his bottom!






THE DINOSAUR THAT POOPED



COLOUR DINO

Colour in Danny and Dinosaur. You could even get creative and decorate Dinosaur with glitter, sequins or whatever you have around. Don't forget to decorate the poop, too!





THE DINOSAUR THAT POOPED

CREATE YOUR OWN DINO

What does your dinosaur look like? How long are its arms?
What does it eat? Get creative and draw your very
own dinosaur. Don't forget to give it a name!





THE DINOSAUR THAT POOPED



PLANET WORDSEARCH

Find the planet names in the wordsearch.
There's an extra surprise word, too!

H	P	D	S	O	U	S	J	X	J	R
G	T	F	Q	W	R	U	P	N	U	D
E	A	J	N	K	A	N	L	N	P	M
Q	N	B	Y	W	N	E	E	R	I	H
P	F	U	M	N	U	V	A	U	T	C
O	V	K	T	E	S	N	R	T	E	Y
O	V	U	C	P	R	U	T	A	R	E
P	J	U	M	H	E	P	H	S	C	R
X	R	T	A	W	P	N	U	L	F	H
X	N	N	R	V	X	K	T	R	J	C
G	N	U	S	Y	A	E	R	R	Y	M



EARTH
JUPITER
MARS
MERCURY
NEPTUNE

SATURN
SUN
URANUS
VENUS





THE DINOSAUR THAT POOPED



10 FUN SPACE FACTS



The first animals sent into space were fruit flies aboard a U.S.-launched V-2 rocket on February 20, 1947.



Albert II, a Rhesus Monkey, became the first monkey in space on June 14, 1949.



In 2004, astronomers discovered a star that is actually one huge diamond. If classified the way we classify diamonds on Earth, it would be 10 billion trillion trillion carats.



In the old days, when an astronaut had a wee it was dumped overboard. Recently, a new pee-recycling system was brought in to turn urine into drinking water, cutting down on the pee debris.



If you are ever lucky enough to go to the moon, you can expect your presence to remain much longer than anticipated. As there is no air or wind on the moon, your footprints are likely to last forever!



Astronauts get about two inches taller when they are in space. This is because the spine gets longer when there is no gravity.



Astronauts cannot burp in outer space. This is because there is no gravity in outer space to separate liquids from gas in their stomachs.



If you shouted in outer space, even the person right next to you would not be able to hear what you said. Sound travels as pressure waves through air. Because there is no air in outer space, there is also no sound.



If every star in the Milky Way was a grain of salt, they would fill an Olympic-sized swimming pool.



In 1973, a spider named Arabella became the first to spin a web in space, so we know that webs can be spun in zero gravity.



THE DINOSAUR THAT POOPED



CREATE YOUR OWN HISTORY SCENE

Draw a scene from history! You could draw a Roman scene or an Egyptian scene, maybe even a dinosaur scene!





CREATE YOUR OWN PLANET

What does your planet look like? Do aliens live there?
Do they have pets? Get creative and draw your very
own space scene. Don't forget to give your planet a name!





THE DINOSAUR THAT POOPED

MAKE YOUR OWN VOLCANO

Making a volcano is a fun experiment you can do at home or as a school project. You might need an adult to help you with this. When you are ready to make your volcano explode, make sure you go somewhere where it's safe to make a mess!



You will need:

Glue
Vinegar
Paper
A piece of cardboard
Tape

Small plastic container
Food colouring
Paint
Baking soda
Flour



- Glue the small container onto a square of cardboard
- Crumple up some pieces of paper and place them around the container, so they begin to form a cone shape. Tape the paper into place
- Mix half a cup of flour and half a cup of water together until it forms a glue like consistency. You can add more water if it's too thick
- Rip some newspaper into strips. Dip each strip into the glue and wipe off the excess. Then start placing the strips onto the volcano shape. Keep on sticking strips all around until it forms the shape of a volcano
- Leave it to dry overnight

(continued on next page)



THE DINOSAUR THAT POOPED

continued . . .

- Paint it so it looks like a volcano
- Now take it outside to make it explode!
- Half fill the container at the centre of the volcano with baking soda
- Mix a little red food colouring with some vinegar
- Now pour the vinegar into the container at the centre of the volcano!

