



Welcome to Reception Class 2017-2018



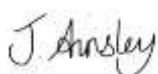
WELCOME

Corbridge Church of England First School is a small school with a big heart and a passion for its community. We all pride ourselves on acting with dignity and integrity. We speak the truth kindly and this makes us strong. We know every child personally and value them as individuals. We believe that every child is capable of great success and work hard with them every day to achieve their personal best. We empower them to be whatever they want to be and give them the self-confidence to know that they can achieve this. We are blessed with a team of dedicated staff who are committed to providing the very best for our children.

With God's guidance we all strive every day to be

'The best that we can be'.

We hope that both you and your child will enjoy being a special part of the Corbridge First School family as we embark on their exciting Reception year.



Miss J Ainsley
Head Teacher

All staff are always happy to help and if you have any worries, problems or even good news for us... please get in touch.

STAFF

Reception Class Teacher	Mrs Hutchinson
Early Years Foundation Stage Leader	Mrs Burton
Teaching Assistant	Mrs Morphet
Head Teacher	Miss Ainsley
Special Educational Needs Co-ordinator (SENDCo)	Miss Storey
Office Manager	Mrs Shevlin

SCHOOL CONTACT DETAILS

Address	Corbridge C of E First School St Helen's Lane Corbridge Northumberland NE45 5JQ
Telephone	01434 632534
Fax	01434 634568
Email	admin@corbridgefirst.northumberland.sch.uk
Website	www.corbridgefirst.northumberland.sch.uk

THE FOUNDATION STAGE CURRICULUM

The Foundation Stage Curriculum is divided into two areas, Prime and Specific:

The prime areas of learning:

- Communication and Language
- Physical Development
- Personal, Social and Emotional Development




The specific areas of learning:

- Literacy
- Mathematics
- Understanding the World
- Expressive Arts and Design



High quality learning opportunities foster children's independence, co-operation and language skills through problem solving both indoors and out.


A DAY IN RECEPTION

8:50am	Teachers are available to talk to parents and welcome the children on the yard outside the Reception Class gates.
8:55am	The bell rings, the children say goodbye to parents and children line up. Staff walk children to their classroom. 
If children are late and the gates are locked parents must take the children to the office to ensure they have a mark in the register. Office staff will bring the children down to the classroom.	
9:00am Morning	The children are registered and the morning sessions consist of a range of teaching sessions, group activities, one to one teaching and child initiated learning. We have indoor and outdoor provision and the children have many opportunities to flourish.



Snack Time	<p>Fruit is provided for the children free of charge in Reception Class. Children are encouraged to take their snack at a time of their choosing during the morning session.</p> <p>Milk is available – the cost and order forms are made available to parents/carers at the start of each new term.</p>
Water	All children should bring a labelled water bottle to school so they can access water throughout the day in their own clean bottle. Children must not bring juice.

A DAY IN RECEPTION

12 noon Lunch 	<p>The children eat as a class in the school hall. They have the chance to play with children from other year groups during the lunch playtime.</p> <p>Currently, all children in Reception, Year 1 and Year 2 are eligible for a free school lunch irrespective of parental income. Our cook provides excellent nutritious lunches every day and we hope that you and your child choose this option. If your child brings a packed lunch to school please ensure it provides them with a healthy balanced lunch. We are a NUT FREE zone so please support us by ensuring your child's packed lunch or snacks are 'nut free'.</p>
1:00pm Afternoon	<p>The children are registered and the afternoon sessions consist of plan, do, review (child initiated learning) using both the indoor and outdoor environments. Daily large group activities also take place as well as a weekly PE session.</p>
3:00pm	<p>Children are dismissed by the Reception Class door into the quad area outside reception at the end of the day.</p>



All families will be asked to complete and return the "Going Home Arrangements" form. This will show vital information including adults who can collect the children. If there is ever a change in information or routines we ask that you keep staff informed to avoid any confusion.

OUTDOOR PLAY



Our outside area is planned to be an extension of the classroom. Opportunities are provided to promote stimulating learning and develop life-long skills including teamwork and communication.

Various skills including teamwork, problem solving and communication are nurtured in the outdoor environment. Writing, reading and number skills are encouraged and well planned for through our outdoor provision.

Children are naturally active. To keep fit and healthy they need plenty of fresh air and active play. When children play outside they:



- Enjoy using their seemingly inexhaustible reserves of energy
- Develop muscle control and coordination
- Learn to negotiate obstacles and become aware of space
- Practise skills such as skipping, throwing and catching
- Use all their senses to enjoy the different seasons
- Experience playing with larger toys and materials
- Find out about their environment by exploring, observing and recording what they discover.

You can help prepare your child for outdoor play by making sure that they can put on their wellies and manage some of the fastenings. In hot weather, please don't forget to apply your child's sun cream before they come into school and ensure they have a named sunhat.



READING AND HOME HELP



When your child starts in Reception Class they will need a book bag which they need to **bring to school every day**. We ask parents to check the bag each night, when they read with their child, for any letters, information or home tasks and activities.

Your child will receive a reading book within the first few weeks of school. They may begin their reading journey with a picture book without words. By encouraging your child to tell the story using the pictures, we help them to learn that there are a range of strategies available to help them read. It also gives them the opportunity to develop story telling language and use their own creative ideas which assists them greatly in their writing. Soon after, your child will be given a staged reading book which gives them the opportunity to apply their phonic skills and simple key word recognition.

As well as their reading book, the children will be given the opportunity to choose a book from the EYFS library to share with you at home. Bedtime reading plays a very important part in the children learning to read.

Your child will be given a **reading diary**. Staff will read with your child individually at least once a week. They will also read in guided reading groups and with shared texts most days. The reading diaries have five spaces and we ask that a family member **records each day** (Monday – Friday) that they have read with their child. By sharing the books and practising key words daily the children can make the best possible progress.

SCHOOL UNIFORM

Our children look very smart in their school uniform. It helps them to feel a part of our school community and emphasises that we are part of a whole team. It is also practical enough for everyday wear.

- . A blue sweatshirt or cardigan (available with the logo but not essential)
- . A gold polo shirt
- . Grey skirt, pinafore dress / trousers or shorts
- . A blue checked dress in the summer
- . Practical black flat shoes or black trainers.

(Sling back, mules, heeled shoes are not safe for the children in school.)

PE Kit

- . Gold T-shirt
- . Blue shorts
- . Plimsolls

All clothing needs to be **clearly marked** with your child's name. We find that the iron-on labels tend to come off quite easily, so if possible please use a marker pen and write directly on the size label or use sew on labels instead. Children will still occasionally come home with other children's sweatshirts or no sweatshirt at all, but we can track down missing clothes more easily when they are named.



Wellington Boots

We go outside every day and in all kinds of weather, so please make sure in addition to a suitable coat your child has named wellies which can remain in school.

CLASS VISIT

We want your child's first days at Corbridge Church of England First School to be as happy and as worry free as possible.

Reception Class Visit

Tuesday 4 July 2017

9:15am – 12:00pm

The first visit is a chance for the children to see their new classroom, meet their new teachers and any new classmates who will be joining us in September. Many of the children are already confident with the staff so with the support of parents and carers we hope to settle all the children quickly.