

## Home Learning Weekly Menus – Summer Term



As our schools continue to be closed to the vast majority of pupils we want to ensure all families have some support for home learning in whatever form that may have in your home. As we have said and continue to do so, **there is no pressure in these unusual times**. We have shared lots of information with you and will continue to do so. **Our advice is to do ‘little and often’ and don’t forget to mix school work with fresh air in the garden, exercise at home and learning new skills.**

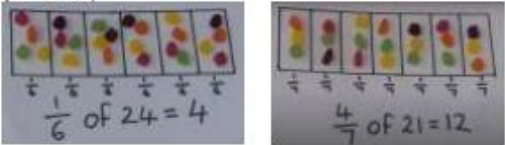
We will provide the equivalent of daily Maths and English activities as well as a bank of other weekly curriculum activities which you can dip in and out of.

There is no checklist or timetable for families to follow – this would be impossible when trying to juggle multiple children and working from home!

It may be that as parents/carers you are taking it in turns to be with your children so you only have a morning/afternoon/2 hours each day etc. to spend on home learning. You do not need to do all of these things, please be kind to yourselves and pick and choose from the weekly ‘menu’ according to what suits your situation.

**A new menu will be added to the website under your child’s year group page by the Friday evening of the previous week.**

<b>Daily 10 minutes</b>	<p>Times Tables Rockstars <a href="https://play.ttrockstars.com/auth">https://play.ttrockstars.com/auth</a></p>	<p><b>Spellings</b> <a href="https://spellingframe.co.uk/">https://spellingframe.co.uk/</a> Follow the link then select Year 3 and 4. This week we are focussing on 'Spelling Rule 7'. Beneath the explanation of the rule there is an option to view the words within this section or print them. Click on 'play' under 'Spelling Rule 7' then click 'spelling tiles' for daily activities to learn the spelling rule. During the week you can press the 'practice/test' button to practice for your test and Friday you can then have a go at a spelling test to try out your knowledge of the new spelling rule.</p>
<b>Daily Lessons</b>	<p><b>Maths</b> White Rose Maths Home Learning: <a href="https://whiterosemaths.com/homelearning/year-3/">https://whiterosemaths.com/homelearning/year-3/</a> How to use the lessons: 1. Click on the set of lessons for your child's year group. <b>YEAR 3 – Summer Term Week 6 w/c 1<sup>st</sup> June</b> 2. Watch the video 3. Find a calm space where your child can work for about 20-30 minutes. 4. Use the video guidance to support your child as they work through an activity.</p>	<p><b>English</b> <b>Below we have chosen some key tasks for this week.</b> <b>All of the resources you need are on the school website on our class page.</b>  <a href="http://www.corbridgefirst.northumberland.sch.uk/website/year_3_/466735">http://www.corbridgefirst.northumberland.sch.uk/website/year_3_/466735</a>  <b>'WB 1.6.20 Home Learning Menu'</b></p>
<b>1</b>	<p><b>Tenths as decimals</b> <b>Practical Option:</b> Find a space indoors or outdoors. Imagine you are jumping on stepping stones. Count in decimals tenths from 0 to 1 as you land on each stone. Zero, zero point one, zero point two etc. Then count back.</p>	<p><b>Read the four different instructions.</b> You could follow one of the instructions at home if you have the equipment.  <b>In your home Learning Book:</b> What do you notice about each set of instructions? Highlight and label the key features within each set of instructions and write your own checklist for instruction writing.</p>
<b>2</b>	<p><b>Fractions on a number line</b> <b>Practical Option:</b> Create a number line outside with some chalk. One end is 0 and the other end is 1. Find several small objects that are the same size and space them carefully to divide your number line into equal parts. Think about the numerator and the denominator. Will the denominator always stay the same?  Count up and back. You could also try changing the number of objects you have.</p>	<p><b>Watch the clip below:</b> <a href="https://www.bbc.co.uk/bitesize/topics/zwwp8mn/articles/zw38srd">https://www.bbc.co.uk/bitesize/topics/zwwp8mn/articles/zw38srd</a> After watching the clip scroll down to play the game and complete the quiz.  <b>In your home Learning Book:</b> <a href="#">Instructions to make cabbage dye</a> Cut out the instruction cards (see English resources lesson 2). There are two packs of cards (one titled 'main sentence' the other 'prepositional phrases'). Keep the two packs separate. Today your task is to order the instructions and complete the sentences by matching them to the prepositional phrase. (For adults at home the complete version will be attached to the resources for lesson 2). Once you have matched the cards, can you highlight or underline the prepositions in each sentence?</p>
<b>3</b>	<p><b>Fractions as a set of objects (1)</b> <b>Practical Option:</b> Gather together a group of 24 small objects – stones, leaves, lego bricks, pasta shapes.  To find <math>\frac{1}{2}</math> of 24 you would divide by 2  To find <math>\frac{1}{3}</math> of 24 you would divide by 3   Explore how many different ways can you divide 24 into unit fractions?</p>	<p><b>Watch the clip below:</b> <a href="https://www.bbc.co.uk/bitesize/topics/zwwp8mn/articles/zgk37p3">https://www.bbc.co.uk/bitesize/topics/zwwp8mn/articles/zgk37p3</a> After watching the clip scroll down to play the game and complete the quiz.  <b>In your home Learning Book:</b> Complete the 'Conjunctions: Identify, Choose, Use' sheet to practise using conjunctions.</p>

4	<p><b>Fractions as a set of objects (2)</b></p> <p><b>Practical Option:</b></p> <p>Use bar models and small items to show unit and non-unit fractions (doesn't have to be something you eat!)</p> 	<p><b>Gather some ideas of something you can make at home.</b></p> <p>It could be a Lego model, cakes, a sandwich (anything which you can do at home. Talk this through with your adult at home to see whether it is possible).</p> <p><b>In your home Learning Book:</b></p> <p>Plan and design how you want your end product to look. Label it with some descriptions.</p> <p>Now for the fun part, make your product. – it might be handy to make some simple notes of what you do as you go to help you with tomorrow's task.</p>
5	<p><b>Maths Challenge</b></p> <p><a href="https://whiterosemaths.com/homelearning/year-3/">https://whiterosemaths.com/homelearning/year-3/</a></p>	<p><b>Think about what you made yesterday – how did you make it? Which parts were tricky?</b></p> <p><b>In your home Learning Book:</b></p> <p>Write your own set of instructions to tell me how you made your product yesterday. Think about how you can use prepositions and conjunctions to improve your writing.</p> <p>Use the checklist you created on Monday to tick off the things you have included – <i>see English resources for a model checklist for instruction writing</i></p>
Additional Activities	<ul style="list-style-type: none"> <li>• Lots of telling the time</li> <li>• Junk modelling – 3D shapes</li> <li>• Have a look at BBC Bitesize daily activities</li> </ul>	<p><b>If you are looking for more... For each of these days, there are many more linked activities you could complete if you download the unit pack from Hamilton Trust Home Learning at: <a href="https://www.hamilton-trust.org.uk/blog/learning-home-packs/">https://www.hamilton-trust.org.uk/blog/learning-home-packs/</a></b></p> <p><b>1. Click on the set of lessons for your child's year group. YEAR 3 WEEK 6</b></p>

## Weekly Activities

Science	<p><b>Soil Formation</b></p> <p>See science lesson resources – read through the information and create a flowchart/cycle diagram to show what happens during each step of soil formation.</p> <p>Remember to include:</p> <ul style="list-style-type: none"> <li>• Information</li> <li>• Titles</li> <li>• Pictures</li> <li>• Colours</li> </ul>
Creative	<p>Conduct some research on the artist Helen Miles – Look at her work and choose your favourite piece. Annotate her work with your thoughts on the techniques she uses as well as what you both like and dislike about her work. If you have time, try to sketch her work.</p>
History / Geography	<p><b>Boudica</b></p> <p>Watch the clip - <a href="https://www.bbc.co.uk/teach/class-clips-video/story-of-britain-boudica-and-the-roman-invasion/zmyhf4j">https://www.bbc.co.uk/teach/class-clips-video/story-of-britain-boudica-and-the-roman-invasion/zmyhf4j</a></p> <p>Why should we remember Boudica? Was she a hero or a villain?</p> <p><i>See history resources for pictures of Boudica</i></p> <p>What does she look like? How is she shown? How do we know what she looked like? Why do you think she is shown the way she is?</p> <p>Using the clip and your own research why do you think Boudica rebelled against the Romans? – have a think and write down your thoughts.</p> <p>Why did the rebellion fail? Was Boudica a good leader, in your opinion?</p> <p><b><u>Your Task</u></b></p> <p>The questions above will help you with your task. Think about your answers and do your own research.</p> <p><b>Can you produce an information poster to decide whether Boudica was a hero or a villain?</b></p>
P.E.	<p>Complete a session of cosmic yoga  <a href="https://www.youtube.com/user/CosmicKidsYoga">https://www.youtube.com/user/CosmicKidsYoga</a></p> <p>Complete a P.E. with Joe  <a href="https://www.youtube.com/watch?v=qGKGNzNbWjU">https://www.youtube.com/watch?v=qGKGNzNbWjU</a></p>
Online Games/Links	<p><a href="https://www.cambslearntogether.co.uk/home-learning/hub">https://www.cambslearntogether.co.uk/home-learning/hub</a> - The aim of this website is to share some free home learning resources. You will find pages for different subject areas and resources for children aged 4-11</p> <p><a href="https://www.worldofdavidwalliams.com/elevenses/">https://www.worldofdavidwalliams.com/elevenses/</a> - one free audio book reading is available to listen to every day</p> <p><a href="http://www.robiddulph.com/draw-with-rob">http://www.robiddulph.com/draw-with-rob</a> - Drawing tutorials</p> <p>Have a look at school 360! ☺ <a href="https://school360.co.uk/login1/index.php">https://school360.co.uk/login1/index.php</a></p> <p><a href="https://www.youtube.com/channel/UC58aowNEXHHnfIR_5YTtP4g">https://www.youtube.com/channel/UC58aowNEXHHnfIR_5YTtP4g</a> - Have a dance with the Strictly Come Dancing Star Oti Mabuse</p> <p>If you are running out of books to read, you can sign in/up to the online library service where there are a great range of ebooks which you can access for free 😊</p>