









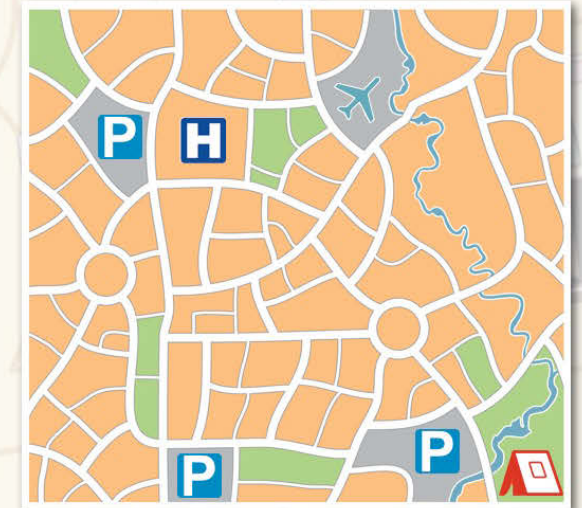
Name: _____ Date: _____

When drawing maps there are things we need to remember to include.

Key

-  Built up area
-  Road
-  Park
-  River
-  Camp Site
-  Car Park
-  Airport
-  Hospital

Map Checklist

Map Title ☐Symbols ☐A Key ☐Key Features ☐



Look at your drawing of the walk you went on. Draw your map again, but this time include symbols to make it easier to read.

A large, empty rectangular box with rounded corners and a black border, intended for drawing a map.