



## Home Learning Weekly Menus – Summer Term

As our schools continue to be closed to the vast majority of pupils we want to ensure all families have some support for home learning in whatever form that may have in your home. As we have said and continue to do so, **there is no pressure in these unusual times.** We have shared lots of information with you and will continue to do so. **Our advice is to do 'little and often' and don't forget to mix school work with fresh air in the garden, exercise at home and learning new skills.**

We will provide the equivalent of daily Maths and English activities as well as a bank of other weekly curriculum activities which you can dip in and out of.

There is no checklist or timetable for families to follow – this would be impossible when trying to juggle multiple children and working from home!

It may be that as parents/carers you are taking it in turns to be with your children so you only have a morning/afternoon/2 hours each day etc. to spend on home learning. You do not need to do all of these things, please be kind to yourselves and pick and choose from the weekly 'menu' according to what suits your situation.

**A new menu will be added to the website under your child's year group page by the Friday evening of the previous week.**



**Daily 10 minute activities**

**Times Tables Rockstars**

As everyone is at different stages with times tables, please continue to work through the different areas, adding in tables to challenge yourself and continue to build confidence in your tables.

**Spelling frame**

Follow the link.  
Select Year 3 and 4.  
There are a number of prefixes and suffixes on the website. Click on 'play' on one of these. Beneath the explanation of the pre/suffix there is an option to view the words within this section.  
You can then have a go at a spelling test to try out your knowledge of the new rule.

**Daily lessons**

**Maths**

NB this week we are working on the alternate topics for maths as we have already covered the normal content.  
There is a PDF on the website with the links to the videos on it.  
[White Rose Maths - Year 4](https://whiterosemaths.com/homelearning/year-4) (<https://whiterosemaths.com/homelearning/year-4>)  
How to use the lessons:  
1. Click on the correct week: (SUMMER TERM – wb 13 JULY)  
2. Watch the video  
3. Find a space to work for about 20-30 minutes.  
4. Use the video guidance to support your child if needed.

**English**

English – Oak Academy resources  
This week, please follow the links to the Oak Academy website below.  
It is a focus on writing an adventure story.

1 **Lines of symmetry**

[Reading comprehension](#)

2 **Complete a symmetric figure**

[Reading comprehension](#)

3 **Describe position**

[Identify key features](#)

4 **Draw on a grid**

[SPaG focus](#)

5 **Friday maths challenge**

[Composition](#)

**Additional Activities**

Have a go at some minute marathons following the instructions on the PDF on the maths section of the home learning website.  
Why not try creating a line graph of your results.





If you have any questions or comments, please get in touch on [tim.carr@school360.co.uk](mailto:tim.carr@school360.co.uk)



## WEEKLY ACTIVITIES

Our final week of home learning sees a menu packed full of reflecting, celebrating and looking ahead to next year. Thank you to our wonderful families, you have all achieved so much and should be very proud!

You might even create your own graduation ceremony with your very own hat and gowns! Why not tweet your celebrations to @CorbridgeFirst

<b>Creative</b>	<p><b>CORBRIDGE FIRST SCHOOL</b></p> <p>Create a collage of all the things you have loved about Corbridge First School. What you have enjoyed, what you will miss, times you remember and the best things that have happened.</p> <p>It is really important to reflect on things that have been a big part of your life, and prepare for new ones. Middle School will be something new and exciting!</p>
<b>History</b>	<p><b>GREEK STRUCTURES</b></p> <p>Get outside and GET CREATIVE!</p> <p>Using the pictures below, create a model out of any materials you want. You might want to use boxes and bottles, or lego, or even out of sticks and rocks and natural materials.</p> <div style="display: flex; justify-content: space-around;">   </div>
<b>P.E.</b>	<p><b>Create your own Sports Day!</b></p> <p>Hold your very own Sports day with your family. Plan the events, write a list of instructions so everyone knows what they need to do. You could make medals and certificates and don't forget every sports day needs a sweet treat at the end!</p> 
<b>PSHE</b>	<p><b>Thank you to our families and friends!</b></p> <p>Over the last few months we have thanked our essential workers through different events such as clapping for the NHS. But have you thanked your families for helping you at home? You could make a thank you card or picture. You might make some thank you vouchers they can redeem at a later date. The vouchers might be for you to carry out an extra household chore, to tell them a joke or made up story, a hug to brighten their day.</p> 
<b>Online Games/Links</b>	<p>There are a number of games accessible through the School 360 portal online.  <a href="http://www.school360.co.uk">www.school360.co.uk</a></p>
<b>ICT</b>	<p>Please find the ICT resource on the Year 4 home learning section of the website. This is an ongoing project as they class would usually have 1 ICT lesson per week, so please spread this over the coming weeks.</p>