




<p><b>Literacy challenges</b> <b><u>Week beginning 25.1.21</u></b></p> <p>This week our literacy challenges are based on the story, 'Zog' by Julia Donaldson.</p>  <p>I've suggested these follow up activities to consolidate a range of reading and writing skills previously taught in school.</p>	<p><b>Monday - Dragons and Princesses</b></p> <p>Before looking at this week's story I want you to describe the features and characteristics of dragons and princesses - make lists of these words e.g. dragons are green and scaly, they breathe fire etc. Princesses are pretty, wear beautiful dresses, have lovely manners etc.</p> <p>Your list could be made up of pictures, pictures and words, or just words. Remember to use your phonic knowledge to sound out unfamiliar words.</p> 	<p><b>Tuesday - Speaking and Listening</b></p> <p>Recap the features and characteristics of dragons and princesses that you wrote down yesterday.</p> <p>Now read 'Zog' or you could listen to the story read by Mrs Hutchinson on Tapestry.</p> <p>Look again at your lists: Do Zog and Princess Pearl conform to these expectations? Do you like them more or less because of this?</p> <p>Draw a picture of your favourite character- is it Zog or Princess Pearl? You could label your picture- sharp teeth, long tail, gold crown, dress etc.</p>
<p><b>Wednesday- A Golden Star</b> </p> <p>Listen to the story again.</p> <p>Zog wins a golden star at the end of the story. Who would you award a star to in your family? What do they do that deserves a star?</p> <p>On the star template I have attached (or you could draw your own star) write the person's name (e.g. mummy/ daddy/ grandma). You could then decorate with images of why they are special.</p> <p><b><u>Challenge</u></b> <b>Write the following sentence on your star:</b></p> <p>..... is special because .....</p>	<p><b>Thursday - Holding a sentence</b></p> <p>You may like to re-watch the video I uploaded last Thursday about how we hold a sentence.</p> <p>For each sentence below say the sentence to your child (pressing each word onto your fingers). Ask how many words? Then ask your child to press each word onto their fingers and say the sentence out loud. You could record them holding a sentence for me to see.</p> <p><b>pots and pans</b> <b>a pin on a map</b> <b>a nap in a cot</b></p> <p>Challenge: write the sentence. Remember segment each word and then blend before you write. e.g., p-o-t-s pots.</p>	<p><b>Friday - Tricky words</b></p> <p><b>Listen and sing along to a tricky word song:</b> <a href="#">Tricky Words and Sight Words Song - YouTube</a></p> <p>Our tricky words are: <b>Set 1-into, to, I, the, go, no,</b> <b>Set 2-you, was, we, he, be, me.</b></p> <p>Please practise reading and writing your tricky words. I have attached some ideas that you could try at home to make it a fun, interactive learning experience. I would love to see your photos.</p> <p>(please see next page for ideas to try at home)</p>

