




<p><b>Literacy challenges</b>  <b>Week beginning 18.1.21</b></p> <p>This week our literacy challenges are based on the story, 'Harry and the Bucketful of Dinosaurs' by Ian Whybrow.</p>  <p>Please begin by listening to the story. I've suggested these follow up activities to consolidate a range of reading and writing skills previously taught in school.</p>	<p><b>Monday - Rhyming Words</b></p> <p>'Carry' rhymes with Harry. Can you think of some more words that rhyme with 'Harry'? They can be real or nonsense words. Try to write a list of 6.</p> 	<p><b>Tuesday - Miss Jewitt's Bucketful of Imagination</b></p> <p>Harry has a bucketful of dinosaurs but what does Miss Jewitt have in her bucket? Watch my video and as you do can you build up a picture in your head of what is in my bucket. Notice how Mrs Paterson asks me questions about what I can see to help me think of ideas.</p> <p>Memory game: tell your grown what was inside my bucket. Re-watch the video-did you remember all my items?</p> <p><b>Challenge: do you remember any of my describing words (adjectives)?</b></p> 
<p><b>Wednesday- Your Bucketful of Imagination</b></p> <p>Now it is your turn...imagine that you have a special bucket (if you have one, you could use a real bucket). Look inside your bucket (or if you don't have one you could pretend) can you describe to your grown up what is inside? Your grown up could help you by asking you questions to develop your story. Use the template I have attached (or draw your own bucket) to draw what you can see inside.</p> <p><b>Challenge: Write labels. Can you use amazing adjectives to describe your items e.g. big cat, hairy monkey, red tractor</b></p>	<p><b>Thursday - Holding a sentence</b></p> <p>Watch my video- I am modelling how we hold a sentence. Say each sentence below slowly to your child (pressing each word onto your fingers). Ask how many words? Then ask your child to press each word onto their fingers and say the sentence out loud. You could record them holding a sentence for me to see.</p> <p><b>pat a dog</b>  <b>a cat in a hat</b>  <b>a sad man</b></p> <p>Challenge: write the sentence. Remember segment each word and then blend before you write e.g., p-a-t pat.</p>	<p><b>Friday - Tricky words</b></p> <p><b>Listen and sing along to a tricky word song:</b>  <a href="#">Tricky Words and Sight Words Song - YouTube</a></p> <p>Our tricky words are:  <b>Set 1-into, to, I, the, go, no,</b>  <b>Set 2-you, was, we, he, be, me.</b></p> <p>You are going to do a timed challenge. Time how long it takes you to read your tricky words (either just set 1 or set 1 and set 2). Can you do it again and beat your time? You can repeat this as many times as you like. What is your fastest time?</p>