

## Home Learning Weekly Menus – Summer Term



As our schools continue to be closed to the vast majority of pupils we want to ensure all families have some support for home learning in whatever form that may have in your home. As we have said and continue to do so, **there is no pressure in these unusual times**. We have shared lots of information with you and will continue to do so. **Our advice is to do 'little and often' and don't forget to mix school work with fresh air in the garden, exercise at home and learning new skills.**


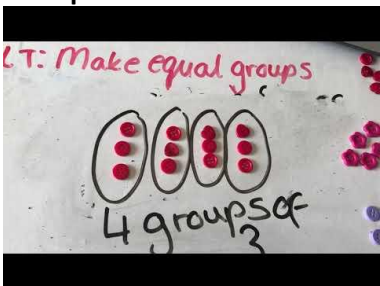
We will provide the equivalent of daily Maths and English activities as well as a bank of other weekly curriculum activities which you can dip in and out of.

There is no checklist or timetable for families to follow – this would be impossible when trying to juggle multiple children and working from home!


It may be that as parents/carers you are taking it in turns to be with your children so you only have a morning/afternoon/2 hours each day etc. to spend on home learning. You do not need to do all of these things, please be kind to yourselves and pick and choose from the weekly 'menu' according to what suits your situation.

**A new menu will be added to the website under your child's year group page by the Friday evening of the previous week.**

Daily 10 mins		<p>Phonics link  <a href="https://www.twinkl.co.uk/resources/letters-and-sounds/phase-5/phase-five-activities">https://www.twinkl.co.uk/resources/letters-and-sounds/phase-5/phase-five-activities</a>            Twinkl is free to access at the moment so enjoy exploring the wide variety of power points, games and worksheets on the site.</p> <p>Daily Monday-Friday  <a href="https://www.youtube.com/channel/UCo7fbLgY2oA_cFCIg9GdxtQ">https://www.youtube.com/channel/UCo7fbLgY2oA_cFCIg9GdxtQ</a>- Read Write Inc sessions. Choose set 2 (10:15am) or set 3 (10:30am). Sessions are live daily but if you miss one do not worry you catch up using the above link.</p>
Daily Lesson s	<p><b>Maths</b> (This week's work sheets are in resources – like English sheets – rather than found on the White Rose site)</p> <p>White Rose Maths Home Learning:  <a href="https://whiterosemaths.com/homelearning/year-1/">https://whiterosemaths.com/homelearning/year-1/</a>            How to use the lessons:</p> <ol style="list-style-type: none"> <li>1. Click on the set of lessons for your child's year group. <b>YEAR 1 SUMMER TERM WEEK 8 w/c 15<sup>th</sup> June</b>. Watch the video</li> <li>2. Find a calm space where your child can work for about 15 – 20 minutes.</li> <li>3. Use the video guidance to support your child as they work through an activity.</li> </ol>	<p><b>English</b></p> <p>In this week's English lessons we will be using the work you did last week on the setting and character descriptions to feed into planning and writing your own story – set in a deep, dark wood!!!!</p> <p>Also on the Year 1 page are some spellings you could practise. They are quite tricky – months of the year - so just practise 3 or 4 if they are taking a while to learn.</p>
1	<p><b>Arrays</b></p> <p><i>What is an array Year 1?</i>  <i>An <b>array</b> in maths is an arrangement of objects, numbers or pictures in columns or rows. The purpose of an <b>array</b> is to help children understand multiplication and division.</i></p> <p><b>Practical Option:</b>  <b>Make different arrays using small objects found in your house e.g. sweets, counters, pasta, buttons.</b>  <b>e.g.</b></p>  <p>Discuss with a grown up the following questions:</p> <ul style="list-style-type: none"> <li>• How many rows?</li> <li>• How many columns?</li> </ul> <p>Then discuss:</p> <ul style="list-style-type: none"> <li>• How many sweets in each column?</li> <li>• How many columns?</li> <li>• How many sweets altogether?</li> </ul>	<p>Today you are going to be using the conjunction 'and' to join sentences and make them longer.</p> <p>Read through the sentences from the English resources – can you use the word 'and' to join any of them together?</p> <p>Look at the words from the second resource sheet for today. Can you write some short sentences using the words from the sheet? After you have written several see if you could join any of them together using the word 'and'.</p> <p>You could write one or two out in your home learning book.</p>
2	<p><b>Doubles</b></p> <p><b>Practical Option:</b></p> 	<p>Enjoy <b>The Deep Dark Wood</b> story again – either read on the power point or listen to the story being read here  <a href="https://www.youtube.com/watch?v=Sa-OquX70xk">https://www.youtube.com/watch?v=Sa-OquX70xk</a></p> <p>Today you will be planning your own deep, dark wood story. Talk about your story with a grown up and think about what will happen. You could use ideas from your setting and character descriptions last week to get you started in the first paragraph.</p>

	<p>You will need pencil, paper, cotton bud and paint.</p> <ol style="list-style-type: none"> <li>1. Fold the paper in half then open up again</li> <li>2. Using the cotton bud dab a spot of paint in the top left hand corner of the paper.</li> <li>3. Repeat with 2, 3, 4, 5, 6, 7, 8, 9, 10 spots down the page (you might have to use another piece of paper)</li> </ol> <p>Then fold the paper in half- you have doubled each number!</p>	<p>You can use the planning sheet to help you plan what will happen or draw your own story map – using pictures and words.</p>
3	<p><b>Sharing</b></p> <p><b>Practical Option:</b></p> <p>You will need: a selection of toys (e.g. plastic figures) and items to share (e.g. cheerio's) Choose 3 toys and share 6 cheerio's between them. How many do they get each? Repeat with other amounts.</p> 	<p>Today you will write the first half of your story – the introduction and build up.</p> <p>Try to include:</p> <ul style="list-style-type: none"> <li>✓ A great setting/character description</li> <li>✓ Some exciting events</li> <li>✓ Accurate sentence punctuation – capital letters and full stops</li> <li>✓ Conjunctions to extend your sentences – and, but, so, then</li> <li>✓</li> </ul> <p>You can use the speed sound spelling sheet in the resources to help you with trying to spell independently.</p>
4	<p><b>Grouping</b></p> <p><b>Practical Option:</b></p>  <p>Using equipment make equal groups by grouping the objects together. Can you make 2 groups of 4, 3 groups of 5, 6 groups of 2?</p>	<p>Today you will write the second half of your story – the climax and the ending.</p> <p>Try to include:</p> <ul style="list-style-type: none"> <li>✓ Some exciting events</li> <li>✓ Accurate sentence punctuation – capital letters and full stops</li> <li>✓ Conjunctions to extend your sentences – and, but, so, then</li> <li>✓ An interesting ending – you could end with a question or mystery.</li> </ul> <p>You can use the speed sound spelling sheet in the resources to help you with trying to spell independently.</p>
5	<p><b>Maths Challenge cards</b></p> <p><b>In the resources there are two sets of challenges to choose from: easier and harder.</b></p>	<p>Today you are going to check and edit your story. Read through your writing from the last couple of days and use a coloured pencil to correct any mistakes you spot and try to add in some amazing adjectives. You could use the edit checklist in the resources if you would like to.</p> <p>You could write it up in your neatest handwriting with some illustrations or even type it up with the help of a grown up. We would love to see some pictures of your work e-mailed to us.</p>
Extra Activities	<p><a href="https://www.topmarks.co.uk/maths-games/hit-the-button">https://www.topmarks.co.uk/maths-games/hit-the-button</a> - doubling</p>	<p><a href="https://www.roythezebra.com/reading-games/full-stop-1.html">https://www.roythezebra.com/reading-games/full-stop-1.html</a> Use this game to practise where to put full stops.</p> <p><a href="https://www.roythezebra.com/reading-games/capital-letter-1.html">https://www.roythezebra.com/reading-games/capital-letter-1.html</a> Use this game to practise where capital letters are needed.</p>

## Weekly Activities

R.E.	<p>Today we will be learning about how friendship, forgiveness and peace is 'good news' for Christians?</p> <p>Read the parable from the power point – The Unforgiving Servant.</p> <p>What do you think the message from the story is?</p> <p>Christians teach that Jesus brought good news because he was a friend to those left out and forgave people for things, they had done wrong.</p> <p>Can you explain why Christians would see forgiveness as 'good news'?</p> <p>Challenge: you could write up the parable in your own words or make a comic strip or story board.</p>
Creative	<p><b><u>Outdoors creative idea:</u></b></p> <p>Pick a tree and hold a piece of paper against its bark. Gently rub the side of a crayon or chalk on the paper until the pattern of the bark shows. Can you compare rubbings from different trees?</p> 
History / Geography	<p>This week we are finding out about British seas. Look at the seas and coasts slides (see resources). Complete the labelling activity sheet by writing the different countries and bodies of water surrounding the UK in the blank boxes.</p> <p>Note: there are 3 labelling activity sheets (<i>please complete the first sheet or for a challenge complete the third sheet- labelling capital cities as well</i>).</p>
P.E.	<p><a href="https://www.nhs.uk/10-minute-shake-up/shake-ups">https://www.nhs.uk/10-minute-shake-up/shake-ups</a> Try some of the ten minute Disney shake up activities to get you moving.</p>
Online Games/Links	<p><a href="https://www.booktrust.org.uk/books-and-reading/have-some-fun/storybooks-and-games/">https://www.booktrust.org.uk/books-and-reading/have-some-fun/storybooks-and-games/</a> Check out this book trust website for lots of online books to read and fun games to play.</p> <p>If you want to see some animals, these zoos have webcams: -</p> <p>Edinburgh Zoo (Pandas, penguins, tigers and Koalas)          - <a href="https://www.edinburghzoo.org.uk/webcams/panda-cam/">https://www.edinburghzoo.org.uk/webcams/panda-cam/</a></p> <p>Dublin Zoo (African Savannah, Penguins and Elephants)          - <a href="https://www.dublinzoo.ie/animals/animal-webcams/">https://www.dublinzoo.ie/animals/animal-webcams/</a></p> <p>San Diego Zoo (Baboons, Penguins, Pandas, Polar Bears, Apes, Koalas, Giraffes, Owls, Elephants, Tigers and Condors)          - <a href="https://zoo.sandiegozoo.org/live-cams">https://zoo.sandiegozoo.org/live-cams</a></p>

	<p>Although the San Diego cams are the best, because of the time difference between us and California, you will only start to see animals after about 3pm.</p>
--	--

Enjoy listening to music and stories using the following links:

<https://www.bbc.co.uk/cbeebies/radio>

<https://www.bbc.co.uk/programmes/p03jvjcf>